

### UNIVERSAL FRAMES - ME SERIES/MITERED

ME Series Mitered Frames shall be as manufactured or furnished by Republic Doors and Frames, McKenzie, Tennessee 38201.

**Thickness** - Made for two basic door thicknesses: 1-3/8" or 1-3/4"

**Gages** - 16 or 14 (12 gage available with coped bolted corner connections)

**Faces** - 1" to 4"

**Standard Rabbets** - 1-3/8" (actual dimension 1-9/16"); 1-3/4" (actual dimension 1-15/16"). Rabbet dimension is 3/16" greater than the door thickness.

**Stop** - 5/8" standard - (3/4" available)

**Closer Reinforcement (Optional)** - 1-3/8" x 14" x 12 gage plate; 12 gage Snap-In, or 12" long x 12 gage sleeve.

**Size Availability** - Maximum Size 5'0" x 10'0" Single; Maximum Size 10'0" x 10'0" Double.

**Label Range** - Consult Label Section. (Embossed UL Listing Marks shall be provided on all stock frames.)

**Universal Standard/Heavy Weight Hinge** - Frames for 1-3/4" doors shall have a 9 gage steel hinge reinforcement plate, projection welded with provisions for 4-1/2" x 4-1/2" template hinges. Hinge plate is designed to be modified to accept a heavy weight hinge by removing four projections. Frames for 1-3/8" doors shall have a 11 gage steel hinge reinforcement plate, projection welded with provisions for 3-1/2" x 3-1/2" standard weight template hinges. (Optional - 8" or 10", 7 gage reinforcement)

**Strike Prep** - Frames for 1-3/4" doors shall have a 14 gage steel strike reinforcement plate, extruded and formed to the equivalent of 10 gage, projection welded with provisions for Universal ANSI A115.1 or ANSI A115.2 strike (4-7/8"). Frames for 1-3/8" doors shall have a 14 gage steel strike reinforcement plate, extruded and formed to the equivalent of 10 gage projection welded with provision for Universal ANSI A115.3 strike (2-3/4".)

**Hinge Backset** - 5/16"

**Backbend** - 7/16"

**Anchors** - Sill anchors are included with all ME frames (either integral or welded on sill anchor). All other anchors must be ordered separately.

**Silencer Prep** - 9/32" dia. holes shall be provided as standard on strike jambs and double headers, (3 per strike jamb and 2 per double head). Mutes are not supplied and must be ordered separately.

**Double Heads** - Double heads are undersized 1/16" (except for cased open heads, which are nominal).

**Mortar Guards** - Mortar guards of 26 gage steel shall be welded to each hinge and strike reinforcement plate.

**Profiles** - Equal Rabbet, Unequal Rabbet, Single Rabbet, Double Egress, Cased Opening.

**Shipping** - Frames are shipped as components, bundled as one pair of jambs (hinge & strike for single openings or 2 hinge jambs for double openings). Heads are packaged separately.

**Handing** - Frames are handed.

Revised 8/09

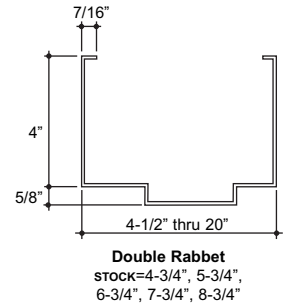
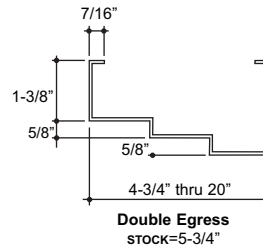
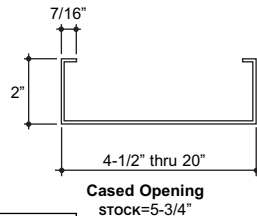
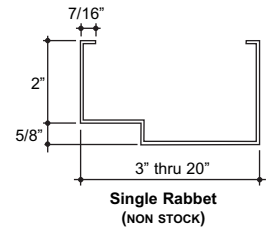
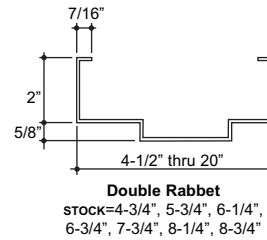
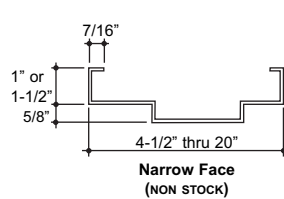
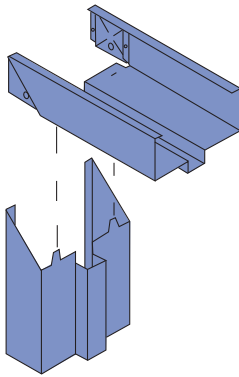
### ME SERIES - SPECIFICATIONS

- I. ME Series Mitered Frames as manufactured by Republic Doors and Frames, McKenzie, TN 38201 have been tested or adhere to the criteria set forth by the following published standards:
- A. ANSI A250.8-1998 (SDI 100) - Recommended Specifications -Standard Steel Doors & Frames; Steel Door Institute.
  - B. SDI 111 - Recommended Standard Details - Steel Doors & Frames.
  - C. SDI 112-97 - Zinc Coated Standard Steel Doors and Frames.
  - D. SDI 113-79 - Test Procedure and Acceptance Criteria for Acoustical Performance for Steel Door and Frame Assemblies.
  - E. ASTM A 366/A 366M - Standard Specification for Steel, Sheet, Carbon, and High Strength, Low Alloy, Hot Rolled and Cold Rolled, General Requirements.
  - F. ASTM A 568/A 568M - Standard Specification for Steel, Sheet, Carbon and High Strength, Low-Alloy, Hot Rolled and Cold Rolled, General Requirements.
  - G. ASTM A 569/A 569M - Standard Steel Specification for Steel, Carbon (0.15 Maximum Percent), Hot Rolled Sheet and Strip Commercial Quality.
  - H. ASTM A 591/A 591M - Standard Steel Specification for Steel Sheet, Electrolytic Zinc-Coated, for Light Coating Mass Applications.
  - I. ASTM A 653/A 653M - Standard Specification for Steel Sheet, Zinc-Coated (Galvanized) or Zinc-Iron Alloy Coated (Galvanized) by Hot Dipped Process.
  - J. NFPA 80 - Standard for Fire Doors and Windows.
  - K. A250.4 1994 - Test Procedure and Acceptance Criteria for Physical Endurance for Steel Doors and Hardware Reinforcings.
- II. Frame Construction
- A. Frames shall be formed from 18,16,14 or 12 gage cold-rolled, hot-rolled or galvanized steel. (A60 galvanealed standard)
  - B. Frames shall be either knocked-down or have corners welded and ground smooth. Corners shall have aligning tabs and slots for secure and easy interlocking of jambs to head. (12 gage frames shall have coped bolted corner connections.)
  - C. Frames shall be provided with 9/32" silencer preparation, (3) per strike jamb and (2) per head for double openings, for field application after finish painting.
  - D. Frames for 1-3/4" doors shall have 9 gage steel universal hinge tap plate, projection welded, with provisions for 4-1/2" x 4-1/2" template hinges, and 14 gage steel strike reinforcement plate, extruded and formed to the equivalent of 10 gage, projection welded, with provision for Universal ANSI A115.1 or ANSI A115.2 strike. Mortar guards of 26 gage steel shall be welded to each hinge or strike reinforcing plate.
  - E. Frames for 1-3/8" doors shall have 11 gage steel hinge reinforcement plates, projection welded, with provisions for 3-1/2" x 3-1/2" template hinges, and 14 gage steel strike reinforcement plate, projection welded, with provision for cylindrical ANSI A115.3 strike.
  - F. Reinforcement for surface closer shall be 12 gage steel. Proper reinforcement shall be provided for other hardware when required.
- III. Frame Finish
- Frames will be cleaned and phosphatized with one coat of force-cured grey primer, that meets or exceeds ANSI A224.1-1990 and ASTM specification B117 for finishes. (Capable of passing 120 hour salt spray test and a 240 hour humidity test in compliance with ASTM D1735.)

Revised 8/08

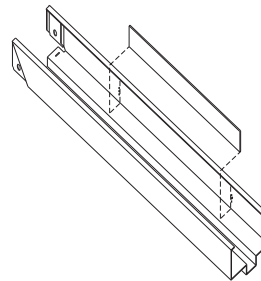
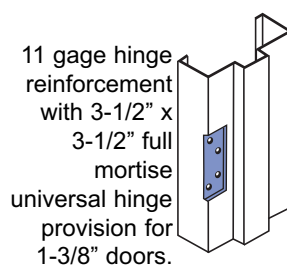
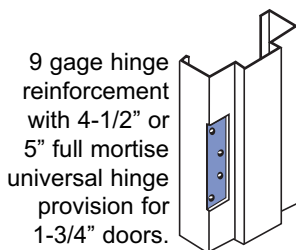


### ME SERIES - FRAME CONSTRUCTION

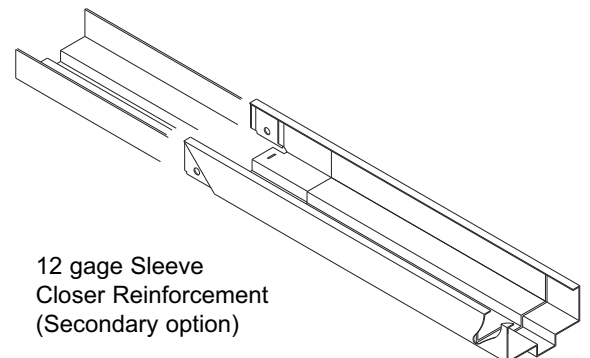
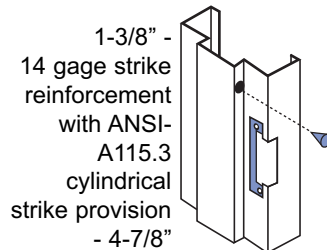
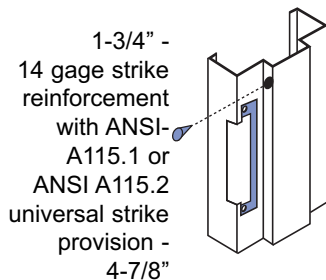
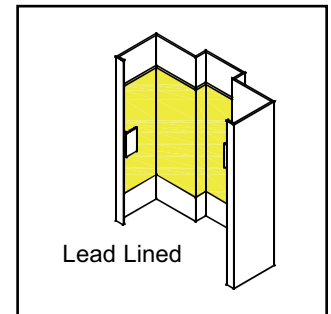


Rough Opening Required for  
Butted Universal Frame  
Door Width Opening + 2 Times Face Dimension + 1/2"  
Door Height Opening + Face Dimension + 1/4"

### HARDWARE PREPARATION



12 gage Flat Plate  
Closer Reinforcement  
(Primary option)



12 gage Sleeve  
Closer Reinforcement  
(Secondary option)

Revised 8/09

### ME SERIES - BULLET RESISTANT FRAME - LEVELS 1 THRU 8

ME Series Bullet Resistant Mitered Frames shall be as manufactured or furnished by Republic Doors and Frames, McKenzie, Tennessee 38201.

**Thickness** - Made for standard door thickness 1-3/4"

**Gages** - 14 gage only

**Faces** - 1" to 4"

**Standard Rabbits** - 1-3/8" (actual dimension 1-9/16"); 1-3/4" (actual dimension 1-15/16"). Rabbet dimension is 3/16" greater than the door thickness.

**Stop** - 5/8" standard

**Closer Reinforcement (Optional)**- 1-3/8" x 14" x 12 gage plate; 12 gage Snap-In, or 12" long x 12 gage sleeve.

**Size Availability** - Maximum Size 5'0" x 10'0" Single; Maximum Size 10'0" x 10'0" Double.

**Universal Standard/Heavy Weight Hinge** - Frames shall have 9 gage steel hinge reinforcement plate, projection welded for provisions for 4-1/2" x 4-1/2" and 5" template hinges or reinforced for continuous hinges.

**Strike Prep** - Frames shall have a 14 gage steel strike reinforcement plate, extruded and formed to the equivalent of 10 gage, projection welded with provisions for Universal ANSI A115.1 or ANSI A115.2 strike (4-7/8").

**Hinge Backset** - 5/16"

**Backbend** - 7/16"

**Anchors** - Masonry wire, tee and existing opening punch and dimple. Sill anchors are included with all ME frames (either integral or welded on sill anchor).

**Silencer Prep** - 9/32" dia. holes shall be provided as standard on strike jambs and double headers, (3 per strike jamb and 2 per double head). Mutes are not supplied and must be ordered separately.

**Double Heads** - Double heads are undersized 1/16".

**Mortar Guards** - Mortar guards of 26 gage steel shall be welded to each hinge and strike reinforcement plate.

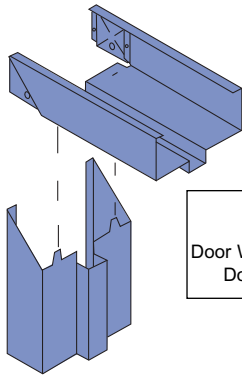
**Profiles** - Equal Rabbet, Unequal Rabbet, Single Rabbet.

**Handing** - Frames are handed.

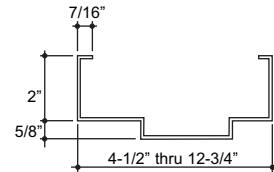
**Special Requirements** - Frames must be welded - Masonry frames fully grouted do not require armor plating.

Revised 8/09

### ME SERIES - BULLET RESISTANT FRAME - LEVEL 1 CONSTRUCTION

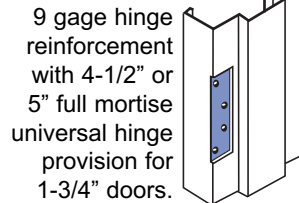


Rough Opening Required for  
Butted Universal Frame  
Door Width Opening + 2 Times Face Dimension + 1/2"  
Door Height Opening + Face Dimension + 1/4"

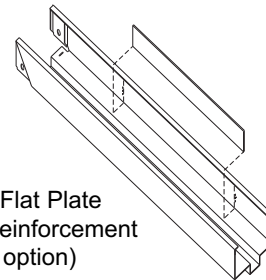


**Double Rabbet**  
Stock=4-3/4", 5-3/4", 6-1/4",  
6-3/4", 7-3/4", 8-1/4", 8-3/4"

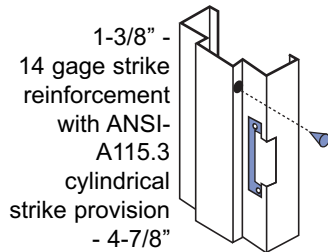
### HARDWARE PREPARATION



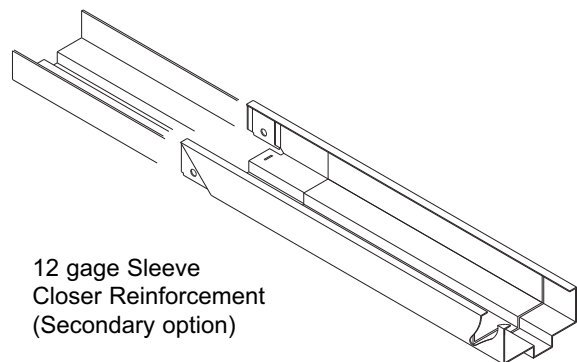
9 gage hinge  
reinforcement  
with 4-1/2" or  
5" full mortise  
universal hinge  
provision for  
1-3/4" doors.



12 gage Flat Plate  
Closer Reinforcement  
(Primary option)



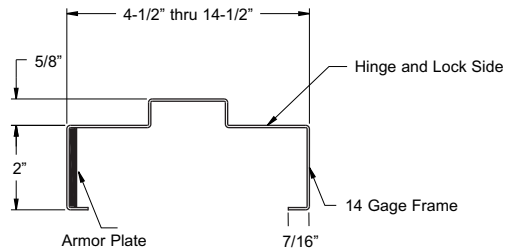
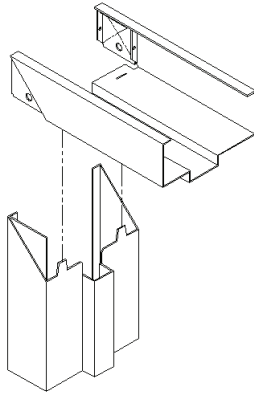
1-3/8" -  
14 gage strike  
reinforcement  
with ANSI-  
A115.3  
cylindrical  
strike provision  
- 4-7/8"



12 gage Sleeve  
Closer Reinforcement  
(Secondary option)

Revised 6/05

### ME SERIES - BULLET RESISTANT FRAME - LEVEL 2 & 3 CONSTRUCTION

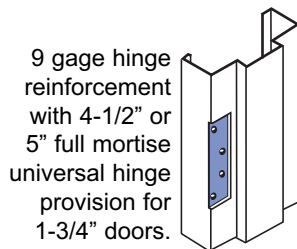


Double Rabbet

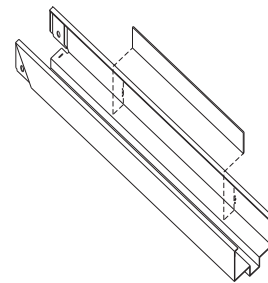
Rough Opening Required for  
Butted Universal Frame  
Door Width Opening + 2 Times Face Dimension + 1/2"  
Door Height Opening + Face Dimension + 1/4"

Note: Masonry frames fully grouted  
do not require armor plating.

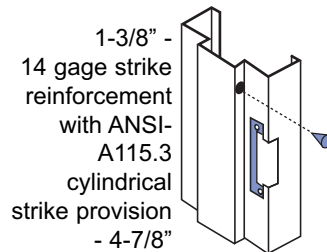
### HARDWARE PREPARATION



9 gage hinge  
reinforcement  
with 4-1/2" or  
5" full mortise  
universal hinge  
provision for  
1-3/4" doors.



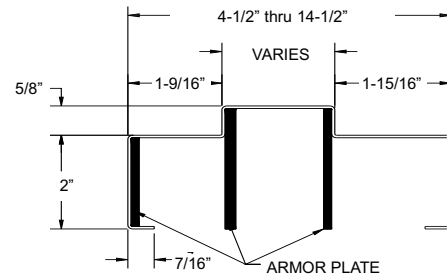
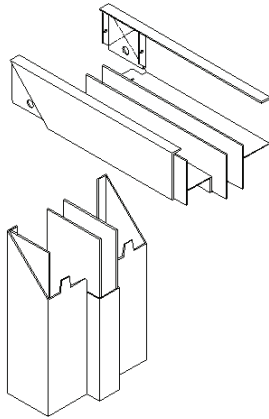
12 gage Flat Plate  
Closer Reinforcement  
(Optional)



1-3/8" -  
14 gage strike  
reinforcement  
with ANSI-  
A115.3  
cylindrical  
strike provision  
- 4-7/8"

Revised 8/09

### ME SERIES - BULLET RESISTANT FRAME - LEVEL 4 THRU 8 CONSTRUCTION

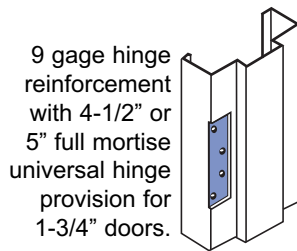


Double Rabbet

Rough Opening Required for  
Butted Universal Frame  
Door Width Opening + 2 Times Face Dimension + 1/2"  
Door Height Opening + Face Dimension + 1/4"

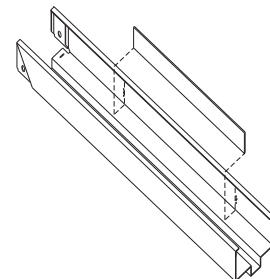
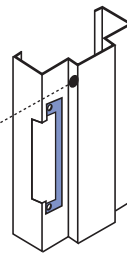
NOTE: Masonry frames fully grouted do not require armor plating.

### HARDWARE PREPARATION



9 gage hinge reinforcement with 4-1/2" or 5" full mortise universal hinge provision for 1-3/4" doors.

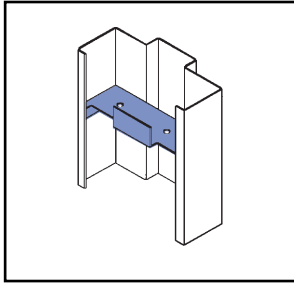
1-3/4" - 14 gage strike reinforcement with ANSI-A115.1 or ANSI A115.2 universal strike provision - 4-7/8"



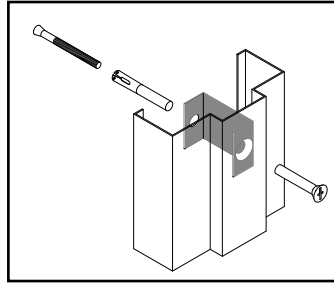
12 gage Flat Plate Closer Reinforcement (Optional)

Revised 8/09

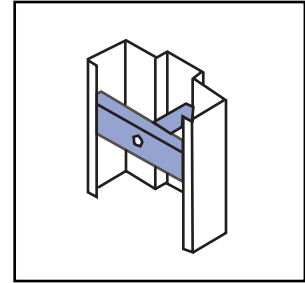
### ME SERIES - ANCHOR DETAILS



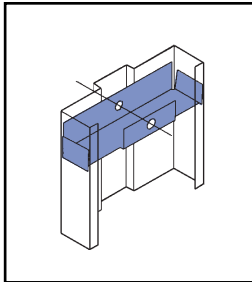
Steel Stud  
Anchor



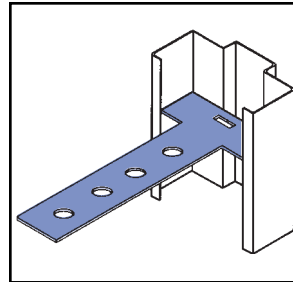
Prepared Opening  
Anchor



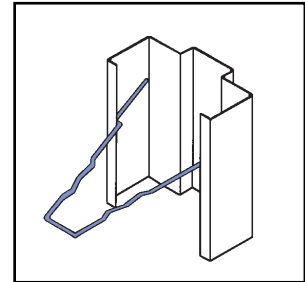
Twist in Prepared  
Opening Anchor



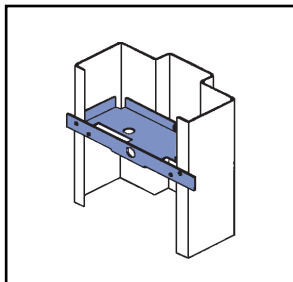
Snap-in Prepared  
Opening Anchor



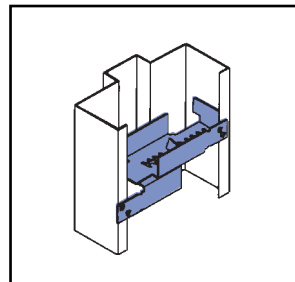
Tee Masonry  
Anchor



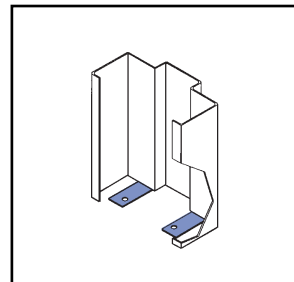
Wire Masonry  
Anchor



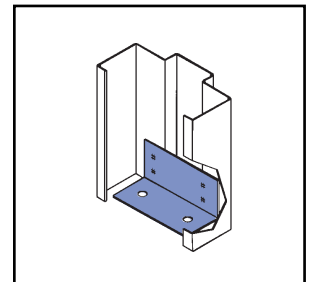
Wood Stud  
Anchor



Adjustable Wood/Steel Stud  
Anchor (Assembled)



Integral Sill Anchor  
(5-3/4 Stock Only)



One Piece Sill Anchor  
Welded On

Revised 8/08