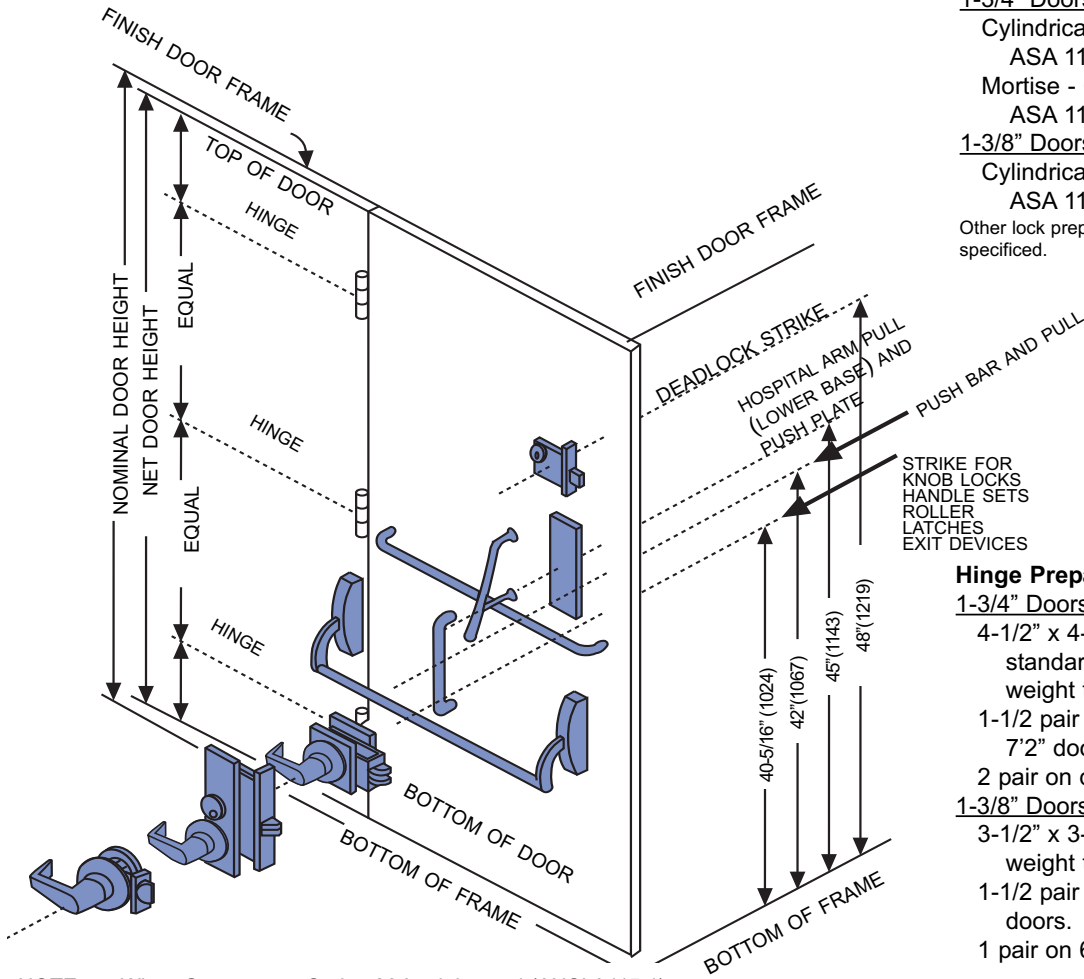


STANDARD HARDWARE LOCATIONS



Lock Preparations

1-3/4" Doors

- Cylindrical - Gov't 161
ASA 115.2
- Mortise - Gov't 86
ASA 115.1

1-3/8" Doors

- Cylindrical - Gov't 160
ASA 115.3

Other lock preparations available when specified.

Hinge Preparations

1-3/4" Doors

- 4-1/2" x 4-1/2"
standard/heavy
weight template hinges.
- 1-1/2 pair on 6'8", 7'0" and
7'2" doors.
- 2 pair on doors over 7'6".

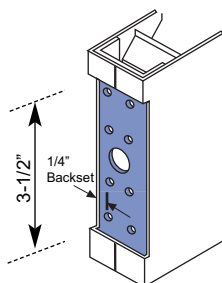
1-3/8" Doors

- 3-1/2" x 3-1/2" standard
weight template hinges.
- 1-1/2 pair on 7'0" and 7'2"
doors.
- 1 pair on 6'8" doors.

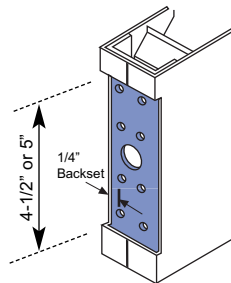
NOTE: When Government Series 86 Lock is used (ANSI A115.1) dimension to center of lock is 3/8" less than indicated.

DOOR HINGE PREPARATION

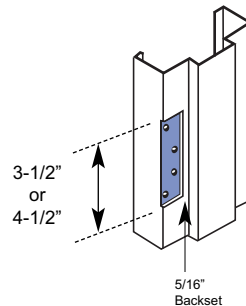
For 1-3/8" Doors



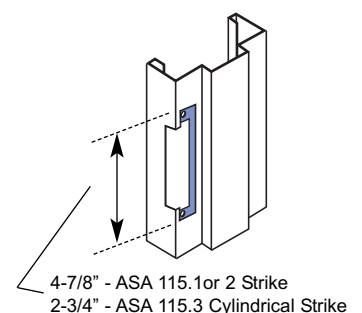
For 1-3/4" Doors



FRAME HINGE PREPARATION

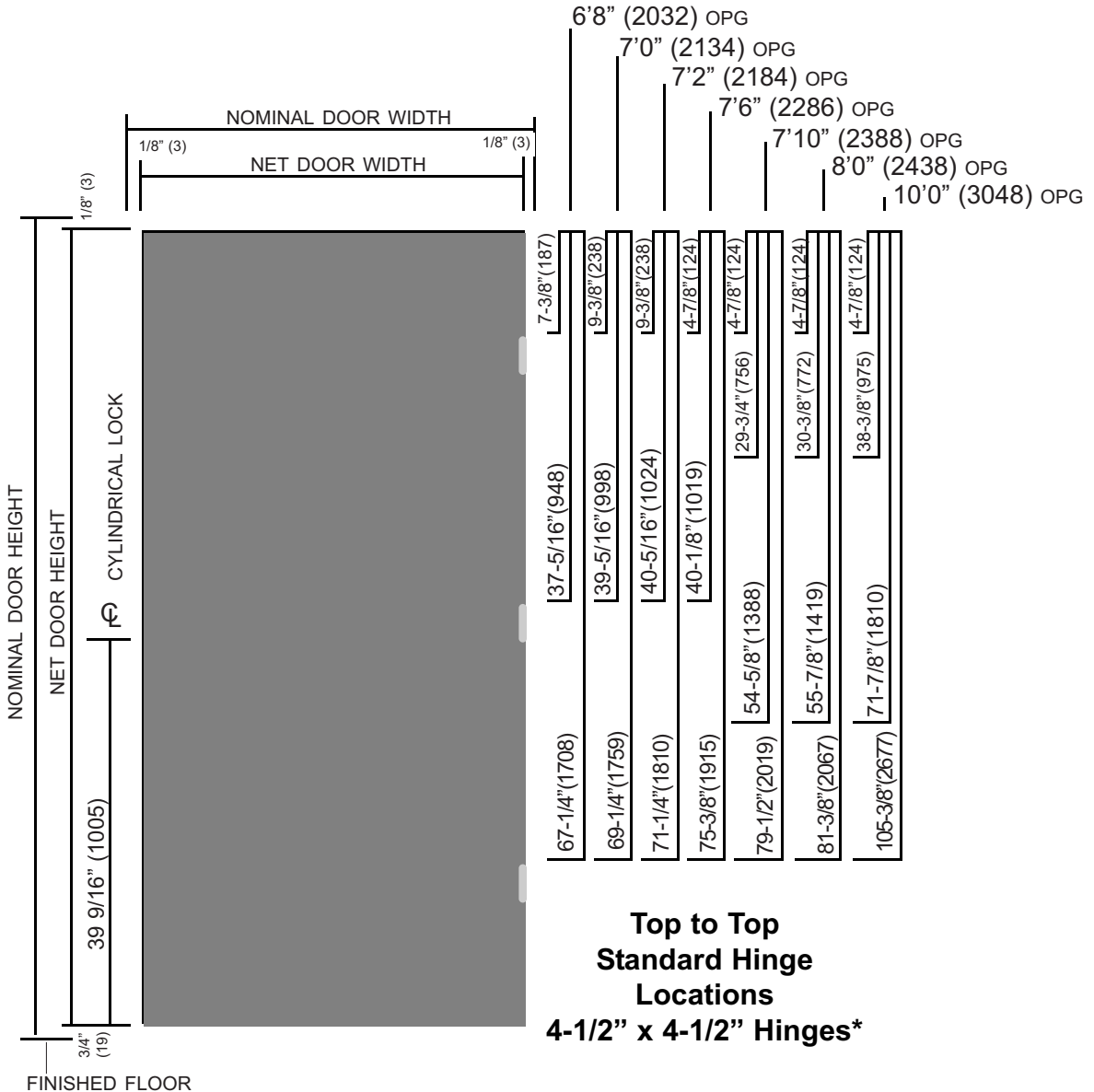


STRIKE PREPARATION



Revised 6/05

DOOR - STANDARD HINGE LOCATIONS

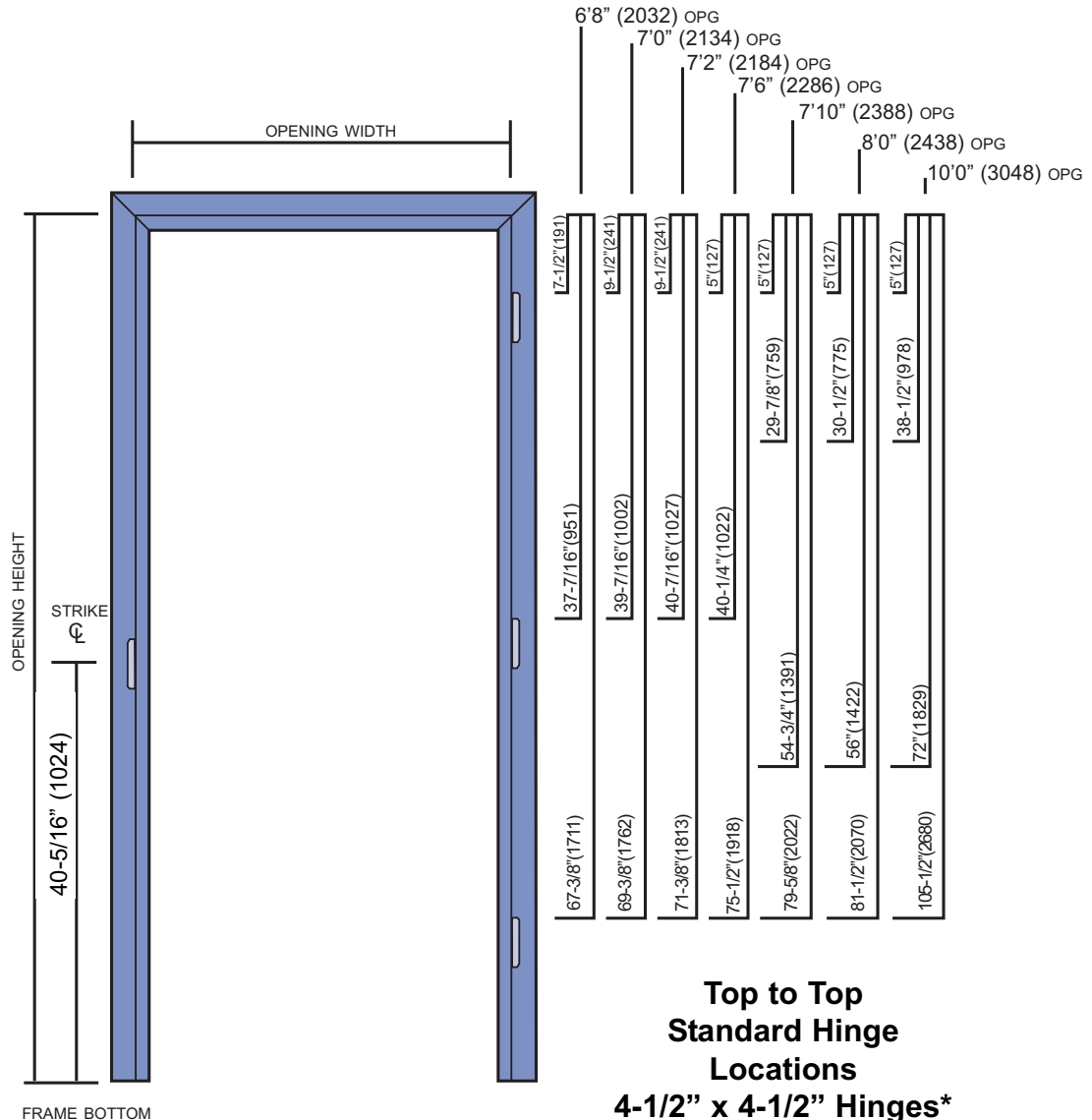


NOTE: Any door other than 6'8", 7'0" or 7'2" height, will have "5-10-equal" hinge locations. Consult factory for exact locations.

*For 5" hinges subtract 1/4" from all dimensions.

Revised 6/05

FRAME - STANDARD HINGE LOCATIONS



NOTE: Any frame other than 6'8", 7'0" or 7'2" height, will have "5-10-equal" hinge locations. Consult factory for exact locations.

*For 5" hinges subtract 1/4" from all dimensions.

Revised 6/05